

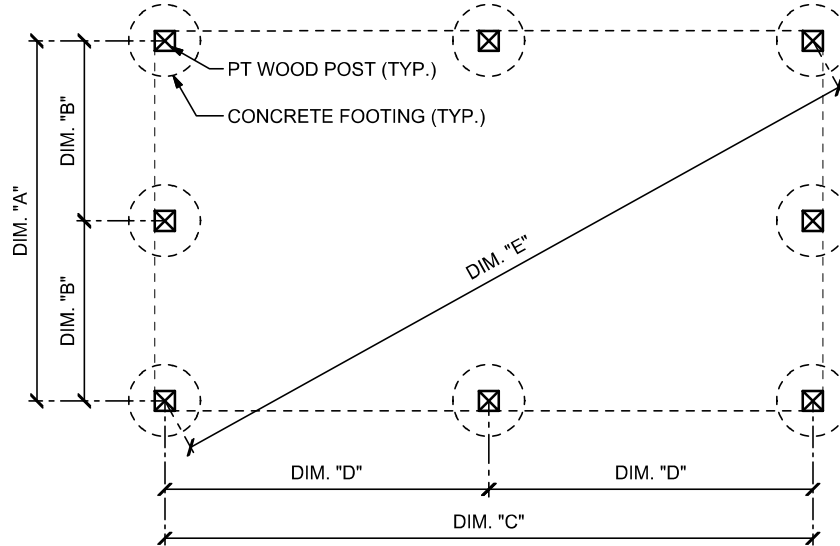
20' WIDE WOOD PAVILION - KEYSTONE STYLE

POST LOCATION PLAN

FOR EIGHT POST UNITS

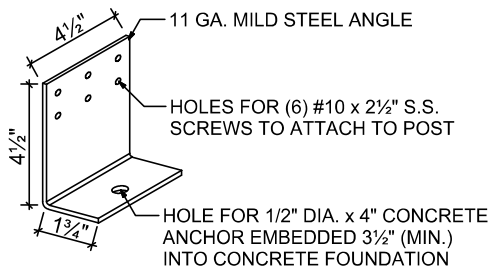
NOTES:

- ALL DIMENSIONS ARE TO THE CENTER OF THE FOOTINGS / POSTS AND ARE FOR ALL POST SIZES (STANDARD 5x5 AND 7x7 POSTS).
- STANDARD ROOF DESIGN WITH 12" OVERHANGS, ADD 31" TO DIMENSION SHOWN.

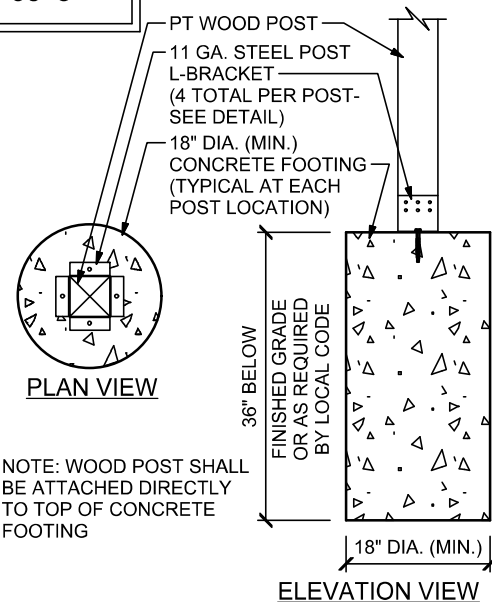


PAVILION SIZE	DIM. "A"	DIM. "B"	DIM. "C"	DIM. "D"	DIM. "E"
20 x 24	18'-5 ⁷ / ₈ "	9'-2 15/16"	22'-5 ⁷ / ₈ "	11'-2 15/16"	29'-1 ³ / ₈ "
20 x 28	18'-5 ⁷ / ₈ "	9'-2 15/16"	26'-5 ⁷ / ₈ "	13'-2 15/16"	32'-3 ³ / ₄ "
20 x 32	18'-5 ⁷ / ₈ "	9'-2 15/16"	30'-5 ⁷ / ₈ "	15'-2 15/16"	35'-8"

CONCRETE FOOTING REQUIREMENTS:
 A MINIMUM OF 18" ROUND FOOTING IS REQUIRED AT EACH POST LOCATION, DUE TO LOCATION OF THE CONCRETE ANCHORS AND POST SIZE.
 DEPTH PER LOCAL CODE REQUIREMENT.



L-BRACKET DETAIL



NOTE: WOOD POST SHALL BE ATTACHED DIRECTLY TO TOP OF CONCRETE FOOTING

ELEVATION VIEW

FOUNDATION DETAIL

HOMEOWNER / CONTRACTOR:

IT IS YOUR RESPONSIBILITY TO MAKE SURE THAT THE FOOTINGS ARE IN THE EXACT LOCATION AND AT THE CORRECT HEIGHT. DOUBLE CHECK ALL DIMENSIONS BEFORE AND AFTER THE CONCRETE IS POURED. IF THE BUILDER ARRIVES AT THE SITE AND THE FOOTINGS ARE NOT IN THE CORRECT LOCATIONS, THEY WILL NOT BE ABLE TO INSTALL YOUR STRUCTURE. ADDITIONAL CHARGES WILL APPLY TO COVER THE LABOR AND MILEAGE COSTS.

WOOD PAVILION