

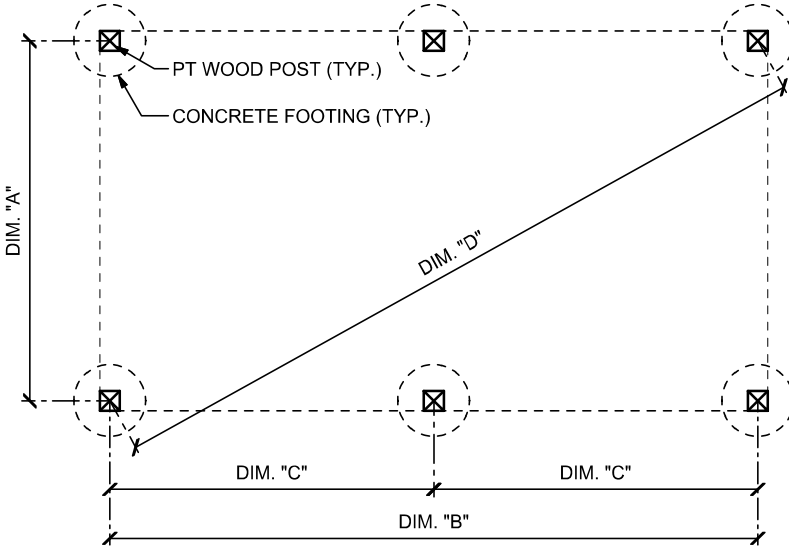
# 12'-18' WIDE VINYL PAVILION - MANOR & HAMPTON STYLES

## POST LOCATION PLAN

FOR SIX POST UNITS

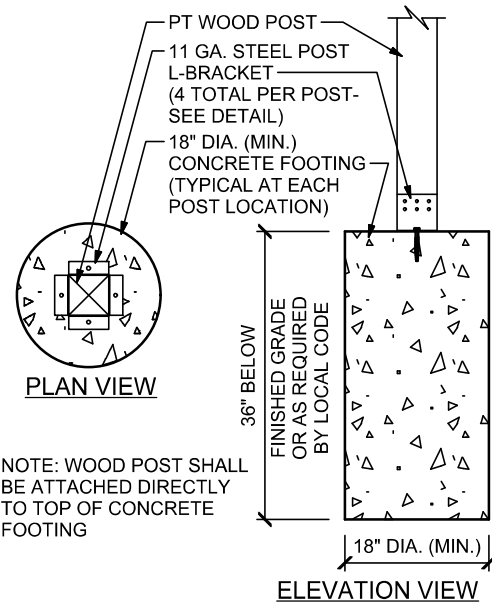
**NOTES:**

- ALL DIMENSIONS ARE TO THE CENTER OF THE FOOTINGS / POSTS AND ARE FOR ALL POST SIZES (STANDARD 6" SQUARE, 8" SQUARE AND 10" ROUND COLUMNS).
- STANDARD ROOF DESIGN WITH 12" OVERHANGS, ADD 32" TO DIMENSION SHOWN.



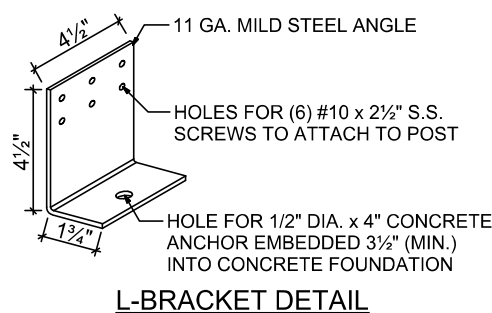
**CONCRETE FOOTING REQUIREMENTS:**

A MINIMUM OF 18" ROUND FOOTING IS REQUIRED AT EACH POST LOCATION, DUE TO LOCATION OF THE CONCRETE ANCHORS AND POST SIZE. DEPTH PER LOCAL CODE REQUIREMENT.



**FOUNDATION DETAIL**

NOTE: WOOD POST SHALL BE ATTACHED DIRECTLY TO TOP OF CONCRETE FOOTING



**L-BRACKET DETAIL**

PAVILION SIZE	DIM. "A"	DIM. "B"	DIM. "C"	DIM. "D"
12 x 20	10'-7 1/2"	18'-4 7/8"	9'-2 7/16"	21'-3 1/8"
12 x 24	10'-7 1/2"	22'-4 7/8"	11'-2 7/16"	24'-9 5/8"
14 x 20	12'-7 1/2"	18'-4 7/8"	9'-2 7/16"	22'-3 7/8"
14 x 24	12'-7 1/2"	22'-4 7/8"	11'-2 7/16"	25'-8 5/8"
14 x 28	12'-7 1/2"	26'-4 7/8"	13'-2 7/16"	29'-3 1/4"
16 x 20	14'-4 7/8"	18'-4 7/8"	9'-2 7/16"	23'-4 1/2"
16 x 24	14'-4 7/8"	22'-4 7/8"	11'-2 7/16"	26'-7 3/4"
16 x 28	14'-4 7/8"	26'-4 7/8"	13'-2 7/16"	30'-1"
18 x 20	16'-4 7/8"	18'-4 7/8"	9'-2 7/16"	24'-7 7/8"
18 x 24	16'-4 7/8"	22'-4 7/8"	11'-2 7/16"	27'-9 1/4"
18 x 28	16'-4 7/8"	26'-4 7/8"	13'-2 7/16"	31'-1 1/8"
18 x 32	16'-4 7/8"	30'-4 7/8"	15'-2 7/16"	34'-6 5/8"

**HOMEOWNER / CONTRACTOR:**

IT IS YOUR RESPONSIBILITY TO MAKE SURE THAT THE FOOTINGS ARE IN THE EXACT LOCATION AND AT THE CORRECT HEIGHT. DOUBLE CHECK ALL DIMENSIONS BEFORE AND AFTER THE CONCRETE IS POURED. IF THE BUILDER ARRIVES AT THE SITE AND THE FOOTINGS ARE NOT IN THE CORRECT LOCATIONS, THEY WILL NOT BE ABLE TO INSTALL YOUR STRUCTURE. ADDITIONAL CHARGES WILL APPLY TO COVER THE LABOR AND MILEAGE COSTS.

VINYL PAVILION